(2) QRW-CC / QRW-HC

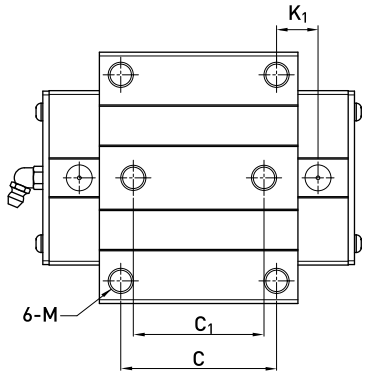

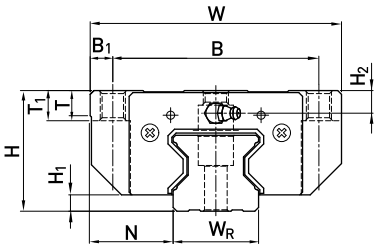

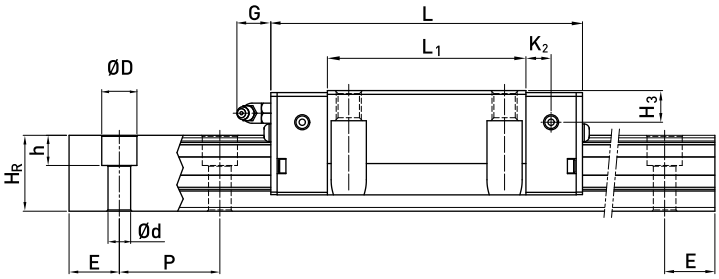

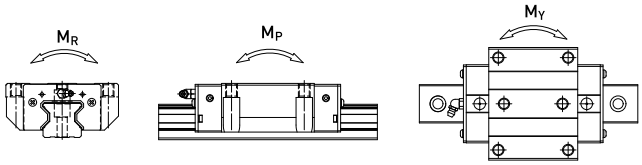

Model No.	Dimensions of Assembly (mm)			Dimensions of Block (mm)															Dimensions of Rail (mm)							Mounting Bolt for Rail	Basic Dynamic Load Rating	Basic Static Load Rating	Static Rated Moment			Weight	
	H	H_1	N	W	B	B_1	C	C_1	L_1	L	K_1	K_2	G	M	T	T_1	H_2	H_3	W_R	H_R	D	h	d	P	E	(mm)	C(kN)	C_0 (kN)	M_R kN-m	M_P kN-m	M_Y kN-m	Block kg	Rail kg/m
QRW20CC	30	5	21.5	63	53	5	40	35	57.5	86	13.8	6	5.3	M6	8	10	4.3	4.3	20	21	9.5	8.5	6	30	20	M5x20	26.3	38.9	0.591	0.453	0.453	0.47	2.66
QRW25CC	36	5.5	23.5	70	57	6.5	45	40	66	97.9	15.75	7.25	12	M8	9.5	10	6.2	6	23	23.6	11	9	7	30	20	M6x20	38.5	54.4	0.722	0.627	0.627	0.71	3.08
QRW25HC									81	112.9	24																44.7	65.3	0.867	0.907	0.907	0.90	3.08
QRW30CC	42	6	31	90	72	9	52	44	71	109.8	17.5	8	12	M10	9.5	10	6.5	7.3	28	28	14	12	9	40	20	M8x25	51.5	73.0	1.284	0.945	0.945	1.15	4.41
QRW30HC									93	131.8	28.5																64.7	95.8	1.685	1.63	1.63	1.51	4.41
QRW35CC	48	6.5	33	100	82	9	62	52	79	124	16.5	10	12	M10	12	13	9	12.6	34	30.2	14	12	9	40	20	M8x25	77.0	94.7	1.955	1.331	1.331	1.74	6.06
QRW35HC									106.5	151.5	30.25																95.7	126.3	2.606	2.335	2.335	2.38	6.06
QRW45CC	60	8	37.5	120	100	10	80	60	106	153.2	21	10	12.9	M12	14	15	10	14	45	38	20	17	14	52.5	22.5	M12x35	123.2	156.4	3.959	2.666	2.666	3.41	9.97
QRW45HC									139.8	187	37.9																150.8	208.6	5.278	4.694	4.694	4.54	9.97

Note : 1 kgf = 9.81 N