5.4 KU Series

Model Number for KU60

KU060	-10	P	-600	A	F0	S1	M
Model	Lead	Precision Grade	Effective Stroke	Slider Type	Motor Flange	Limit Switch	Motor
	5 mm 10 mm	C: Normal P: Precision		A: Standard	F0: 100W F: Without Flange	S1: OMRON SX671 S2: OMRON SX674 S3: SUNX GX-F12A S4: SUNX GX-F12A-P None: Without Sensor	M: Supplied With Motor None: Without Motor

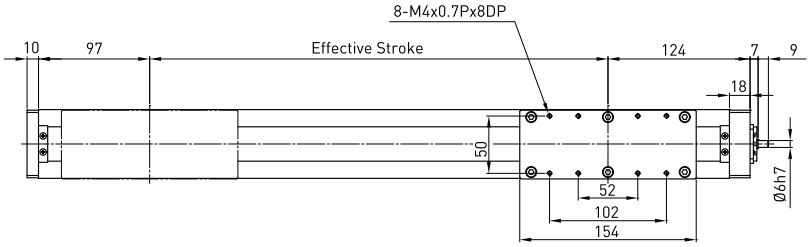

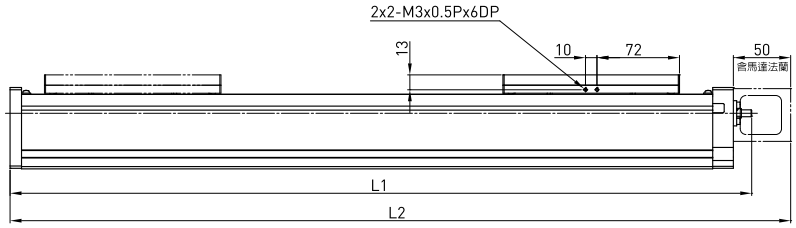

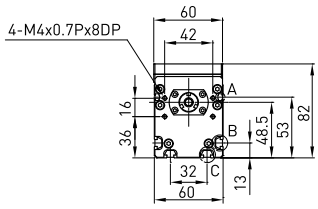

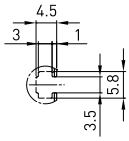

Detail A

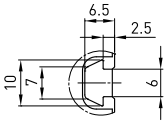

Detail B

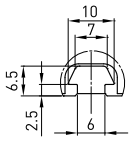

Detail C

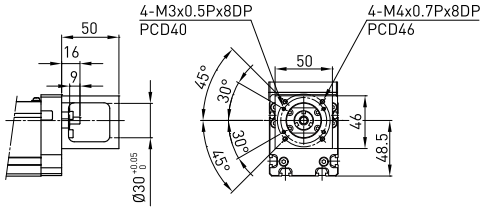

Motor Adaptor Flange F0

Effective Stroke (mm)	L1	L2	Weight (kg)
50	297	331	1
100	347	381	1.5
150	397	431	2
200	447	481	2.5
250	497	531	3
300	547	581	3.5
350	597	631	4
400	647	681	4.5
450	697	731	5
500	747	781	5.5
550	797	831	6
600	847	881	6.5

AC motor output		W	100	
Drive			Ballscrew C7(normal)	
Lead		mm	5	10
Rated RPM		RPM	3000	3000
Max linear speed*		mm/sec	250	500
Rated thrust		N	280	140
Repeatability		mm	±0.02	
Effective stroke		mm	50~600	
Max load (H)		kg	47	32
Rated dynamic load**	Fyd	N	50	50
	Fzd	N	470	320
	Mxd	N-m	7	7
	Myd	N-m	27	33
	Mzd	N-m	2	2
Permitted Load condition***	$\frac{Fy}{Fyd}+\frac{Fz}{Fzd}+\frac{Mx}{Mxd}+\frac{My}{Myd}+\frac{Mz}{Mzd}\leq 1$ Fy、Fz、Mx、My、Mz are working loads			

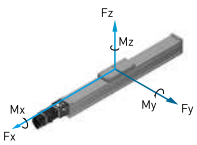

* Vibration might occur when the effective stroke is longer than 500mm.
The maximum speed should be decreased by 15% for every 50mm of increased stroke.
**The load condition is based on 10,000km operation
***For horizontal application only. If used in special condition, please contact HIWIN.